

IN FIGURES

AS OF 1 January 2012

ALL REFERENCES ARE TO AGENCY INSTALLATIONS	JORDAN	LEBANON	SYRIA	WEST BANK	GAZA STRIP	TOTAL/AVE
GENERAL						
REGISTERED REFUGEES (RR)	1,979,580	436,154	486,946	727,471	1,167,572	4,797,723
OTHER REGISTERED PERSONS ⁽¹⁾	67,787	29,644	23,498	147,156	49,947	318,032
TOTAL REGISTERED PERSONS (RPs)	2,047,367	465,798	510,444	874,627	1,217,519	5,115,755
INCREASE IN RPs OVER PREVIOUS YEAR (%)	2.3	2.2	2.9	3.0	4.2	3.0
RP AS % OF TOTAL	40.0	9.1	9.9	17.0	23.7	100
EXISTING CAMPS	10	12	9	19	8	58
RP IN CAMPS (RPCs)	359,410	233,509	154,123	211,665	526,891	1,485,598
RPCs AS % OF RPs	17.5	50.1	30.1	24.2	43.2	29.0
EDUCATION - 2011/2012 ACADEMIC YEAR						
SCHOOLS (ELEM, PREP + SECONDARY IN LEBANON)	172	68	118	98	243	699
EDUCATIONAL STAFF	4,700	1,604	2,336	2,350	8,227	19,217
PUPIL ENROLMENT	117,274	32,213	66,586	52,633	218,048	486,754
FEMALE PUPILS (%)	48.3	53.1	48.2	58.2	48.1	49.6
COST PER ELEMENTARY PUPIL (USD)						
COST PER PREPARATORY PUPIL (USD)						
VOCATIONAL & TECHNICAL TRAINING CENTRES (VTTC)	2	2	1	3	2	10
VTTC TRAINING PLACES	1,572	1,204	1,090	1,216	1,570	6,652
EDUCATIONAL SCIENCES FACULTIES (4-year course)	1			2		3
PRE-SERVICE PLACES	1,100			600		1,700
NUMBER OF IN-SERVICE TEACHERS IN TRAINING	213	33	127	0	518	891
HEALTH						
PRIMARY HEALTH CARE FACILITIES (PHCF)	24	28	23	42	21	138
HEALTH STAFF (excluding environmental health) ⁽²⁾	736	357	419	794	1,043	3,363
HEALTH STAFF (including environmental health)	736	357	419	1,026	1,043	3,595
PHCFs WITH DENTAL SERVICES (incl. 10 mobile units)	33	21	19	22	22	117
PHCFs WITH DENTAL SERVICES (excluding mobile units)	29	19	18	22	19	107
PHCFs OFFERING MCH ⁽³⁾ AND FAMILY PLANNING	24	28	23	41	21	137
PHCFs OFFERING DIABETES/HYPERTENSION CARE	24	28	23	42	20	137
PHCFs OFFERING LABORATORY SERVICES	24	17	21	41	20	123
ANNUAL PATIENT VISITS (1 JAN TO 31 DEC 2011)	2,306,878	1,114,873	1,003,779	1,860,256	4,383,785	10,669,571
CS ⁽⁴⁾ CONNECTED TO WATER NETWORKS (%)	99.4	100.0	100.0	100.0	100.0	99.8
CS CONNECTED TO SEWERAGE NETWORKS (%)	93.0	91.7	96.1	62.5	93.4	87.0
RELIEF & SOCIAL SERVICES						
SPECIAL HARDSHIP CASES (SHCs)	54,761	56,656	37,613	38,686	106,002	293,718
SHCs AS % OF RP	2.6	12.1	7.3	4.4	8.7	5.7
WOMEN'S PROGRAMME CENTRES	12	9	5	16	7	49
COMMUNITY REHABILITATION CENTRES	8	1	5	15	6	35
COMMUNITY DEVELOPMENT CENTRES	3	1	11	0	0	15
COMMUNITY MANAGED FUND SCHEMES	13	6	13	10	0	42
RELIEF AND SOCIAL SERVICES STAFF ⁽⁵⁾	112	116	88	166	202	699
MICROFINANCE & MICROENTERPRISE (Gaza & West Bank)						
	[TOTALS SINCE PROGRAMME INCEPTION IN 1991/92 in Gaza, 1996 in West Bank, 2003 Syria and Jordan]					
NUMBER OF LOANS AWARDED	36,076		61,041	70,097	98,357	265,571
VALUE OF LOANS AWARDED (USD) (cumulative)	48,437,287		42,471,865	100,294,398	110,792,495	301,996,045
PROJECTS						
NO. OF PROJECTS FUNDED (in 2011) ⁽⁶⁾	15	23	19	19	31	132
PLEDGES & CONTRIBUTIONS (MILLIONS OF USD) ⁽⁷⁾	4.6	20.3	21.1	7.1	129.5	191.4

(1) Recent digitisation of UNRWA's registration records enables us to present more detailed beneficiary statistics. Other registered persons include those eligible to receive services.

(2) In addition, 14 health staff and 15 relief and social services staff are based at HQ Amman.

(3) MCH = Mother-and-child health

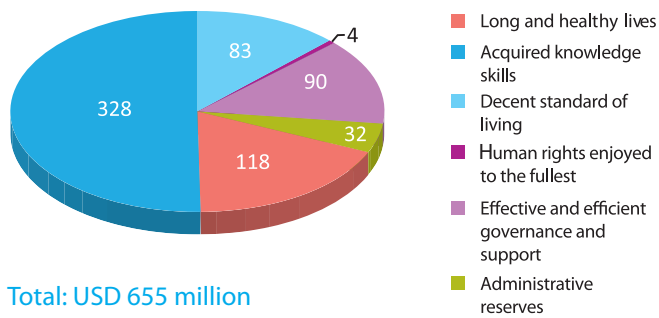
(4) CS = Camp shelters

(5) In addition, 15 relief and social services staff in HQ Amman.

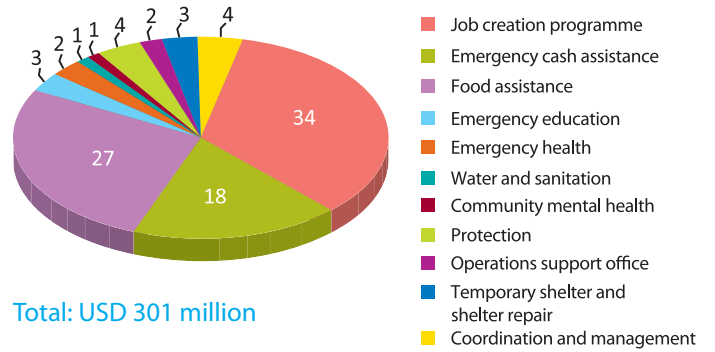
(6) In addition, a breakdown of pledged USD 9.9 million has not been identified yet.

(7) In addition, USD 8.8 million has been pledged for 25 projects at HQ in Gaza and Amman.

Human development budget 2012

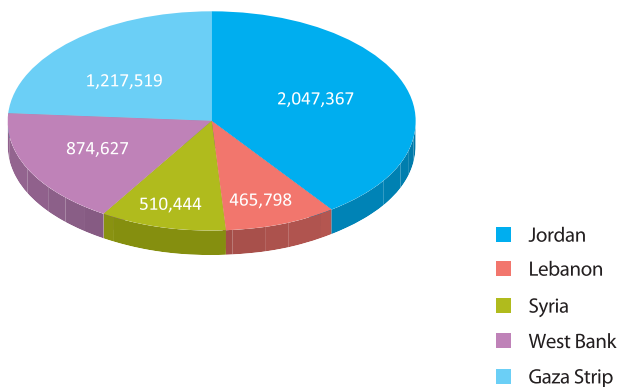


Emergency Appeal 2012 (occupied Palestinian territory USD millions)

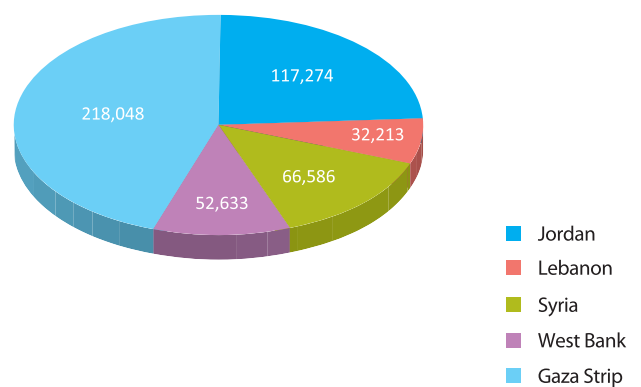


HUMAN DEVELOPMENT BUDGET	JORDAN	LEBANON	SYRIA	WEST BANK	GAZA STRIP	HQ	TOTAL/ AVE.
(CASH AND IN-KIND - MILLIONS OF USD)							
LONG AND HEALTHY LIVES	25	22	10	28	31	2	118
ACQUIRED KNOWLEDGE AND SKILLS	76	34	30	50	135	3	328
DECENT STANDARD OF LIVING	13	12	7	23	26	2	83
HUMAN RIGHTS ENJOYED TO THE FULLEST	1	0.3	0.5	1	1	0.2	4
EFFECTIVE AND EFFICIENT GOVERNANCE AND SUPPORT	8	11	9	2	22	38	90
ADMINISTRATIVE RESERVES						32	32
TOTAL GENERAL FUND BUDGET	123	79.3	56.5	104	215	77.2	655
STAFF POSTS							
AREA POSTS	7,118	2,934	3,574	4,381	11,020	449	29,476
INTERNATIONAL POSTS	10	7	7	7	10	83	126

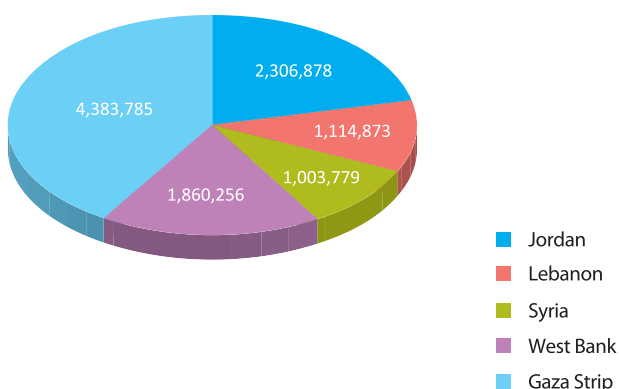
Population by field



Pupil enrolment



Annual patient visits



Special hardship cases

