



# IN FIGURES

Students at Marka Preparatory School,  
Marka camp, Jordan

AS OF 1 JANUARY 2014

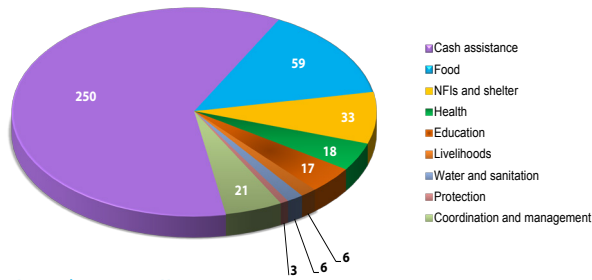
ALL REFERENCES ARE TO AGENCY INSTALLATIONS	JORDAN	LEBANON	SYRIA <sup>(1)</sup>	WEST BANK	GAZA STRIP	TOTAL/AVE
<b>GENERAL</b>						
REGISTERED REFUGEES (RR)	2,070,973	447,328	517,255	754,411	1,240,082	5,030,049
OTHER REGISTERED PERSONS (RPs)	83,513	36,047	52,390	159,781	66,932	398,663
TOTAL REGISTERED PERSONS	2,154,486	483,375	569,645	914,192	1,307,014	5,428,712
INCREASE IN RPs OVER PREVIOUS YEAR (%)	2	2	8	2	3	3
RP AS % OF TOTAL RPs IN ALL FIELDS OF OPERATION	40	9	10	17	24	100
EXISTING CAMPS	10	12	9	19	8	58
RP IN CAMPS (RPCs)	377,114	244,047	171,269	220,775	552,037	1,565,242
RPCs AS % OF RPs	18	50	30	24	42	29
<b>EDUCATION - 2012/13 ACADEMIC YEAR</b>						
SCHOOLS (ELEM, PREP + SECONDARY IN LEBANON)	173	69	82	97	245	666
EDUCATIONAL STAFF <sup>(2)</sup>	5,529	2,043	2,732	2,914	10,080	23,366
PUPIL ENROLMENT	116,953	32,350	43,309	51,327	232,384	476,323
FEMALE PUPILS (%)	49	53	49	58	48	50
COST PER ELEMENTARY PUPIL (US\$)	833	1,020	529	1,043	728	775
COST PER PREPARATORY PUPIL (US\$)	916	1,927	660	1,145	1,226	1,096
VOCATIONAL & TECHNICAL TRAINING CENTRES (VTTCs)	2	2	1	2	2	9
VTTC TRAINING PLACES	2,307	1,002	1,132	1,192	1,472	7,105
EDUCATIONAL SCIENCES FACULTIES (4-year course)	1	0	0	1	0	2
PRE-SERVICE PLACES	1,200	0	0	1,200	0	2,400
IN-SERVICE TEACHERS IN TRAINING	224	53	0	0	230	507
<b>HEALTH</b>						
PRIMARY HEALTH CARE FACILITIES (PHCF)	24	27	23	42	22	138
HEALTH STAFF <sup>(3)</sup>	737	358	NA	1,011	1,001	3,107
MOBILE UNITS PROVIDING DENTAL SERVICES	4	3	1	0	3	11
PHCFs WITH DENTAL SERVICES (excluding mobile units)	29	20	18	23	18	108
PHCFs OFFERING MCH <sup>(4)</sup> AND FAMILY PLANNING	24	27	23	40	21	135
PHCFs OFFERING DIABETES/HYPERTENSION CARE	24	27	23	42	21	137
PHCFs OFFERING LABORATORY SERVICES	24	17	21	41	21	124
TOTAL PATIENT VISITS (1 JAN - 31 DEC 2013)	1,765,335	1,082,427	635,754	1,506,044	4,300,637	9,290,197
<b>RELIEF &amp; SOCIAL SERVICES</b>						
SOCIAL SAFETY NET PROGRAMME (SSNP) CASES	57,999	55,427	41,138	21,497	106,883	282,944
SSNP CASES AS % OF RPs	3.0	11.5	7.0	2.4	8.0	5.2
WOMEN'S PROGRAMME CENTRES	12	9	16	18	10	65
COMMUNITY REHABILITATION CENTRES	8	1	8	15	7	39
COMMUNITY DEVELOPMENT CENTRES	3	1	3	0	8	15
COMMUNITY MANAGED FUND SCHEMES	13	7	13	14	0	47
RELIEF AND SOCIAL SERVICES STAFF <sup>(5)</sup>	112	114	153	163	304	858
<b>MICROFINANCE &amp; MICROENTERPRISE (Gaza &amp; West Bank)</b>						
(TOTALS SINCE PROGRAMME INCEPTION: 1991/92 in Gaza, 1996 in West Bank, 2003 in Syria and Jordan)						
NUMBER OF LOANS AWARDED	56,755	-	72,247	90,366	105,626	324,994
VALUE OF LOANS AWARDED (US\$) (cumulative)	71,392,937	-	46,926,026	128,543,091	121,325,103	368,187,157
<b>PROJECTS (1 JAN - 31 DEC 2013) <sup>(6)</sup></b>						
NO. OF PROJECTS FUNDED (in 2013) <sup>(7)</sup>	22	69	51	28	63	254
PLEDGES & CONTRIBUTIONS (MILLIONS OF US\$) <sup>(8)</sup>	11.6	148.4	154.9	44.4	238.1	624.6

(1) As the situation in Syria remains volatile, these data reflect the most up-to-date statistics the Agency could confirm.  
(2) Including 68 staff in HQ Amman.

(3) Including 16 staff in HQ Amman and 231 environmental health staff in the West Bank.  
(4) MCH = mother-and-child health.  
(5) Including 12 staff in HQ Amman.

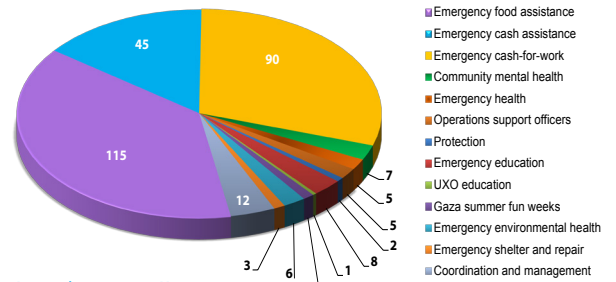
(6) Including projects funded under emergency appeals.  
(7) Including 12 projects in HQ Amman and 9 projects in HQ Gaza.  
(8) Including US\$ 3.1m in HQ Amman, US\$ 3.2m in HQ Gaza and US\$ 20.9m not yet allocated.

## Syria Regional Crisis Response 2014 (Syria, Lebanon and Jordan)



Total: US\$ 417 million  
(Syria US\$ 310m; Lebanon US\$ 90m; Jordan US\$ 15m; Regional US\$ 2m)

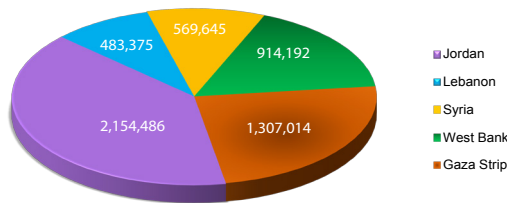
## Emergency Appeal 2014 (West Bank and Gaza)



Total: US\$ 300 million  
(West Bank US\$ 45m; Gaza US\$ 254m; HQ US\$ 1m)

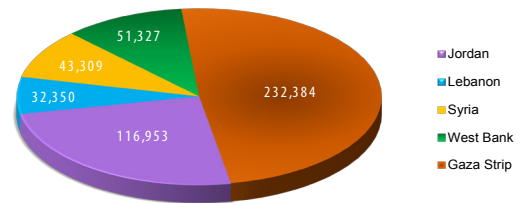
HUMAN DEVELOPMENT BUDGET	JORDAN	LEBANON	SYRIA	WEST BANK	GAZA STRIP	HQ	TOTAL/ AVE.
(CASH AND IN-KIND - MILLIONS OF US\$)							
LONG AND HEALTHY LIVES	29.9	25.9	11.3	26.8	30.3	2.2	126.5
ACQUIRED KNOWLEDGE AND SKILLS	86.9	39.5	31.6	46.0	141.4	3.1	348.6
DECENT STANDARD OF LIVING	14.0	12.8	5.9	13.6	20.1	10.3	76.8
HUMAN RIGHTS ENJOYED TO THE FULLEST	0.9	0.4	0.8	0.7	0.8	0.3	3.9
GOVERNANCE AND SUPPORT	13.1	15.7	8.7	15.1	24.7	98.5	175.8
TOTAL GENERAL FUND BUDGET	145.0	94.3	58.4	102.1	217.3	114.5	731.6
<b>STAFF POSTS<sup>(9)</sup></b>							
AREA POSTS	6,916	2,981	3,511	4,373	11,842	479	30,102
INTERNATIONAL POSTS	9	8	9	12	11	101	150

## Population by Field



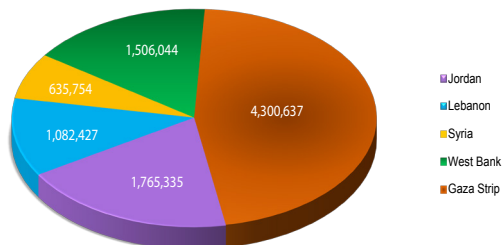
Total: 5,428,712 people

## Pupil Enrolment



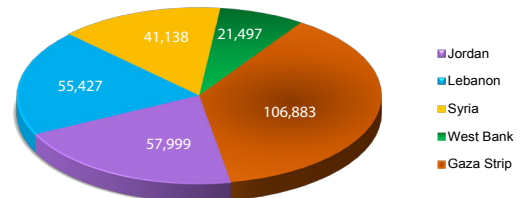
Total: 476,323 pupils

## Total Patient Visits



Total: 9,290,197 visits

## SSNP Cases



Total: 282,944 cases

(9) These figures reflect positions filled as of 1 January 2014. The Commissioner-General approved a total of 32,519 positions for the year.