

# IN FIGURES

UNRWA and the EU celebrate the International Day for Persons with Disabilities in December 2012 in Jericho, West Bank

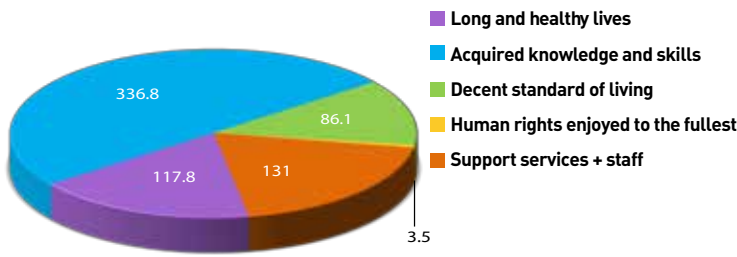
AS OF 1 JAN 2013	JORDAN	LEBANON	SYRIA	WEST BANK	GAZA STRIP	TOTAL/AVE
ALL REFERENCES ARE TO AGENCY INSTALLATIONS	JORDAN	LEBANON	SYRIA	WEST BANK	GAZA STRIP	TOTAL/AVE
<b>GENERAL</b>						
REGISTERED REFUGEES (RR)	2,034,641	441,543	499,189	741,409	1,203,135	4,919,917
OTHER REGISTERED PERSONS (RPs)	75,473	32,510	29,522	154,294	60,177	351,976
TOTAL REGISTERED PERSONS	2,110,114	474,053	528,711	895,703	1,263,312	5,271,893
INCREASE IN RPs OVER PREVIOUS YEAR (%)	3	2	4	2	4	3
RP AS % OF TOTAL RPs IN ALL FIELDS OF OPERATION	40	9	10	17	24	100
EXISTING CAMPS	10	12	9	19	8	58
RP IN CAMPS (RPCs)	369,949	238,528	159,303	216,403	540,515	1,524,698
RPCs AS % OF RPs	18	50	30	24	43	29
<b>EDUCATION - 2011/2012 ACADEMIC YEAR</b>						
SCHOOLS (ELEM, PREP + SECONDARY IN LEBANON)	172	69	118	99	245	703
EDUCATIONAL STAFF <sup>(1)</sup>	5,522	1,993	2,719	3,134	9,444	22,885
PUPIL ENROLMENT	115,803	31,753	67,292	51,695	225,098	491,641
FEMALE PUPILS (%)	50	53	48	58	48	
COST PER ELEMENTARY PUPIL (US\$)	682	1,037	455	1,010	603	758
COST PER PREPARATORY PUPIL (US\$)	747	1,360	601	1,090	1,037	967
VOCATIONAL&TECHNICAL TRAINING CENTRES (VTTC)	2	2	1	2	2	9
VTTC TRAINING PLACES	2,136	1,082	1,132	1,192	1,482	7,024
EDUCATIONAL SCIENCES FACULTIES (4-year course)	1			1		2
PRE-SERVICE PLACES	1,000			600		1,600
NUMBER OF IN-SERVICE TEACHERS IN TRAINING	213	33	127	0	518	891
<b>HEALTH</b>						
PRIMARY HEALTH CARE FACILITIES (PHCF)	24	28	23	42	22	139
HEALTH STAFF (excluding environmental health) <sup>(2)</sup>	737	377	419	843	1,037	3,429
ENVIRONMENTAL HEALTH STAFF				231		231
MOBILE UNITS PROVIDING DENTAL SERVICES	4	1	1	3		9
PHCFs WITH DENTAL SERVICES (excluding mobile units)	29	19	18	19	23	108
PHCFs OFFERING MCH <sup>(3)</sup> AND FAMILY PLANNING	24	28	23	41	22	138
PHCFs OFFERING DIABETES/HYPERTENSION CARE	24	28	23	42	21	138
PHCFs OFFERING LABORATORY SERVICES	24	17	21	20	41	123
ANNUAL PATIENT VISITS (1 JAN.TO 31JUN 2012) <sup>(4)</sup>	1,943,057	1,253,013	414,993	1,798,961	4,515,248	9,925,272
<b>RELIEF &amp; SOCIAL SERVICES</b>						
SPECIAL HARDSHIP CASES (SHCs)	57,880	52,790	36,393	35,712	109,484	292,259
SHCs AS % OF RPs	3	11	7	4	9	6
WOMEN'S PROGRAMME CENTRES	12	9	13	18	10	62
COMMUNITY REHABILITATION CENTRES	8	1	5	15	7	36
COMMUNITY DEVELOPMENT CENTRES	3	1	3	0	0	7
COMMUNITY MANAGED FUND SCHEMES	13	7	11	10	0	41
RELIEF AND SOCIAL SERVICES STAFF <sup>(5)</sup>	111	114	100	167	204	712
<b>MICROFINANCE &amp; MICROENTERPRISE (Gaza &amp; West Bank)</b>						
	(TOTALS SINCE PROGRAMME INCEPTION IN 1991/92 in Gaza, 1996 in West Bank, 2003 Syria and Jordan)					
NUMBER OF LOANS AWARDED	46,638	-	68,855	80,997	101,965	298,455
VALUE OF LOANS AWARDED (US\$) (cumulative)	60,159,180	-	46,015,640	115,695,363	115,769,353	337,639,536
<b>PROJECTS (1 JAN To 31 DEC 2012)<sup>(6)</sup></b>						
NO. OF PROJECTS FUNDED (in 2012) <sup>(7)</sup>	14	38	31	11	31	139
PLEDGES & CONTRIBUTIONS (MILLIONS OF US\$) <sup>(8)</sup>	5.9	46.1	39.9	3.1	63.5	164.0

(1) Including 73 staff in HQ Amman  
(2) Including 16 staff in HQ Amman  
(3) MCH = Mother-and-child health

(4) Excluding dental consultations (data available only at annual level)  
(5) Including 16 staff in HQ Amman

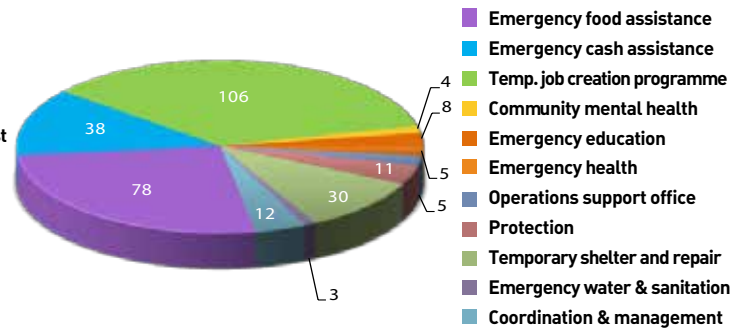
(6) Including projects in Syria and Nahr el-Bared, Lebanon  
(7) Including 4 projects in HQ Amman and 10 projects in HQ Gaza  
(8) Including US\$ 3.1m in HQ Amman and US\$ 2.4m in HQ Gaza

## Human development budget 2013



Total: US\$ 675.3 million

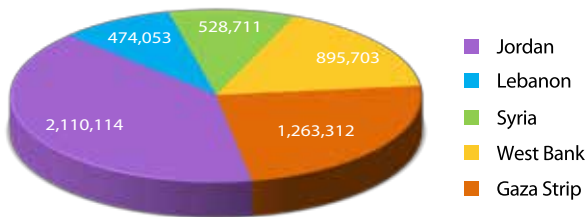
## Emergency Appeal 2013 (oPt US\$ millions)



Total: US\$ 300 million

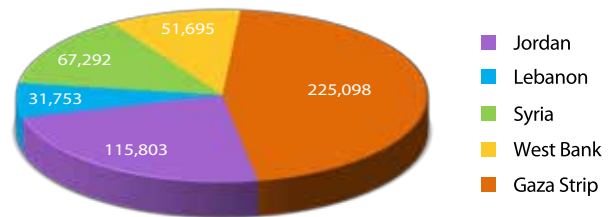
HUMAN DEVELOPMENT BUDGET	JORDAN	LEBANON	SYRIA	WEST BANK	GAZA STRIP	HQ	TOTAL/ AVE.
(CASH AND IN-KIND - MILLIONS OF US\$)							
LONG AND HEALTHY LIVES	27.5	22.3	10.9	28.0	26.9	2.4	117.8
ACQUIRED KNOWLEDGE AND SKILLS	77.0	33.8	30.7	50.6	141.8	2.9	336.8
DECENT STANDARD OF LIVING	14.6	12.6	7.7	23.7	25.7	1.8	86.1
HUMAN RIGHTS ENJOYED TO THE FULLEST	0.9	0.4	0.5	0.8	0.8	0.2	3.5
SUPPORT SERVICES + STAFF	4.6	10.5	7.6	0.9	20.9	86.6	131.0
TOTAL GENERAL FUND BUDGET	124.5	79.5	57.4	103.9	216.1	93.9	675.3
<b>STAFF POSTS</b>							
AREA POSTS	6,844	3,030	3,527	4,437	11,932	395	30,165
INTERNATIONAL POSTS	8	8	8	13	11	98	146

## Population by field



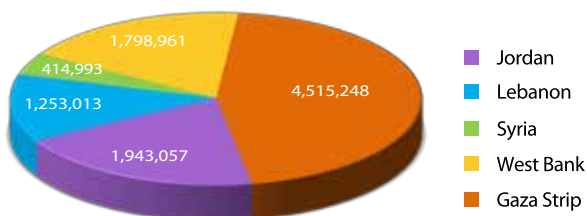
Total: 5,271,893 people

## Pupil enrolment



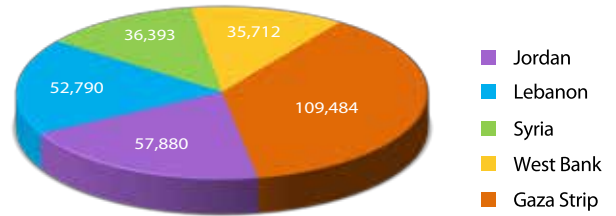
Total: 491,641 pupils

## Annual patient visits



Total: 9,925,272 visits

## Special hardship cases



Total: 292,259 cases