

in figures

as of 31 December 2019	JORDAN	LEBANON	SYRIA ⁽¹⁾	WEST BANK	GAZA STRIP	TOTAL/AVE
GENERAL⁽²⁾						
REGISTERED REFUGEES (RR)*	2,272,411	476,033	562,312	858,758	1,460,315	5,629,829
OTHER REGISTERED PERSONS*	147,251	62,659	84,831	207,014	161,806	663,561
TOTAL REGISTERED PERSONS (RP)*	2,419,662	538,692	647,143	1,065,772	1,622,121	6,293,390
INCREASE IN RP OVER PREVIOUS YEAR (%)*	1.8	1	0.6	1.7	3.3	1.7
% OF RP EACH FIELD OF OPERATION*	38	9	10	17	26	100
OFFICIAL CAMPS	10	12	9	19	8	58
EDUCATION - 2017/18 ACADEMIC YEAR						
SCHOOLS (ELEM, PREP + SECONDARY IN LEBANON)*	169	65	103	96	276	709
EDUCATIONAL STAFF*	4,641	1,707	1,922	2,332	9,544	20,146
FEMALE EDUCATIONAL STAFF (%)	50	63	62	60	62	60
PUPIL ENROLMENT*	118,296	36,817	50,143	45,726	282,360	533,342
FEMALE PUPILS (%)	49	52	49	60	48	52
COST PER ELEMENTARY PUPIL (US\$) (2016/17)	741.6	1,101	513	1,219	772.7	869.5
VOCATIONAL & TECHNICAL TRAINING CENTRES (VTTCS)	2	1	1	2	2	8
TVET ENROLMENT	3,081	895	1,217	1,078	1,945	8,216
EDUCATIONAL SCIENCES FACULTIES	1	0	0	1	0	2
EDUCATIONAL SCIENCES FACULTY ENROLMENT	1,360	0	0	607	0	1,967
HEALTH						
PRIMARY HEALTH CARE FACILITIES (PHCF)*	25	27	24	43	22	141
HEALTH STAFF	680	297	430	693	886	2,986
FEMALE HEALTH STAFF (%)	60	52	58	63	63	59
ANNUAL ANTENATAL CARE PATIENTS ⁽³⁾	17,810	3,912	4,776	12,750	34,130	73,378
ANNUAL PERINATAL CARE PATIENTS	18,699	4,039	5,686	13,416	38,954	80,794
ANNUAL DIABETES/HYPERTENSION PATIENTS	79,558	27,561	33,835	41,780	94,616	277,350
TOTAL ANNUAL PATIENT VISITS	1,695,966	881,064	804,542	1,126,299	4,215,247	8,723,118
RELIEF & SOCIAL SERVICES						
SOCIAL SAFETY NET (SSN)	58,479	61,384	16,071	36,129	98,935	270,998
SSN AS % OF RRs	2.6	12.9	N/A	4.2	6.8	4.8
WOMEN'S PROGRAMME CENTRES ⁽⁴⁾	14	8	13	19	7	61
COMMUNITY REHABILITATION CENTRES	10	1	5	15	7	38
COMMUNITY DEVELOPMENT CENTRES	1	0	13	0	0	14
COMMUNITY-MANAGED FUND SCHEMES	10	7	0	8	0	25
RELIEF AND SOCIAL SERVICES STAFF	118	133	83	168	337	839
FEMALE RELIEF AND SOCIAL SERVICES STAFF (%)	79	72	61	50	50	62
MICROFINANCE [& MICROENTERPRISE IN GAZA & WEST BANK]						
NUMBER OF LOANS 2019	12,060	-	10,433	10,161	2,922	35,576
VALUE OF LOANS 2019 (US\$)	10,717,235	-	4,137,360	14,537,990	2,699,820	32,458,155
NUMBER OF LOANS AWARDED (cumulative) ⁽⁵⁾	133,100	-	133,486	156,041	127,037	549,664
VALUE OF LOANS AWARDED (US\$) (cumulative) ⁽⁶⁾	149,932,675	-	65,296,934	219,123,083	165,116,100	599,468,792
INFRASTRUCTURE AND CAMP IMPROVEMENT						
NO. OF FAMILIES WHO BENEFITED FROM IMPROVED SHELTER CONDITIONS	50	1,616	NA	46	1,476	3,041
TOTAL NUMBER OF UNRWA PREMISES (FACILITIES)	206	212	171	241	287	1,117
STAFF POSTS⁽⁸⁾						
AREA STAFF	5,962	2,983	2,642	3,873	11,977	27,437 ⁽⁸⁾
INTERNATIONAL STAFF	11	10	14	14	16	171 ⁽⁹⁾

(1) All Syria figures represent a working estimate as the situation in Syria remains volatile.

(2) This figure is based on data drawn from UNRWA registration data as of January 2020.

(3) Based on four antenatal visit minimum.

(4) UNRWA supports community society organizations, including CBOs, through partnership agreements. The Agency's engagement with these organizations is defined by the 2016 Agency Partnership Framework and obliged by individual Memoranda of Understanding. Valid as of January 2019.

(5) Totals since programme inception: 1991/92 in Gaza, 1996 in West Bank, 2003 in Syria and Jordan.

(6) Number of jobs for a year or full-time equivalents.

(7) Figures refer to those on staff contracts.

(8) Agency total includes staff in HQ Amman.

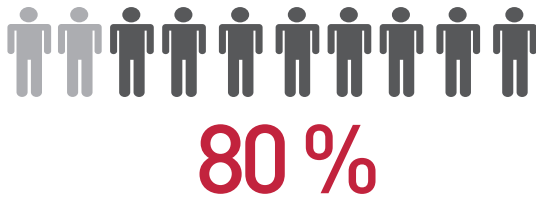
(9) Agency total includes international staff in HQ Amman.

Programme Budget 2020

US\$ **806** million

UNRWA is funded almost entirely by voluntary contributions and financial support has been outpaced by the growth in needs, driven by conflict and broader instability. As a result, operations under the UNRWA Programme Budget, which supports the delivery of core essential services, faces chronic challenges due to funding shortfalls. UNRWA encourages all Member States to work collectively to exert all possible efforts to fully fund the Agency's Programme Budget. UNRWA emergency programmes and key projects, also facing large shortfalls, are funded through separate funding portals.

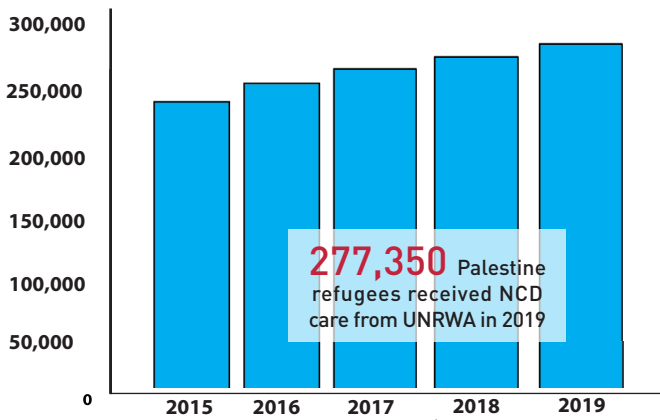
Percentage of UNRWA vocational training students who secure jobs after graduation



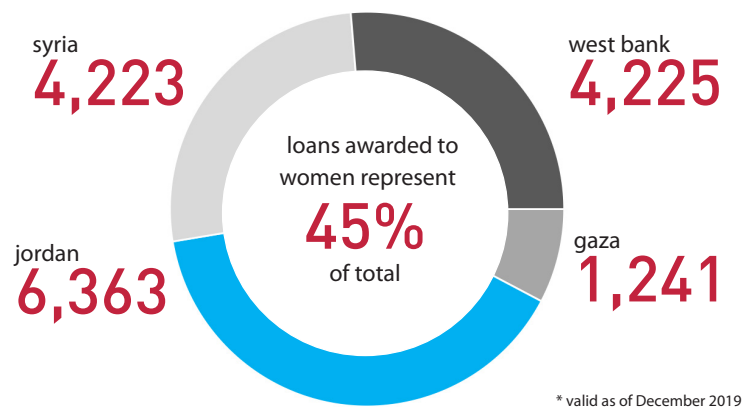
Pupil Enrolment at UNRWA Schools



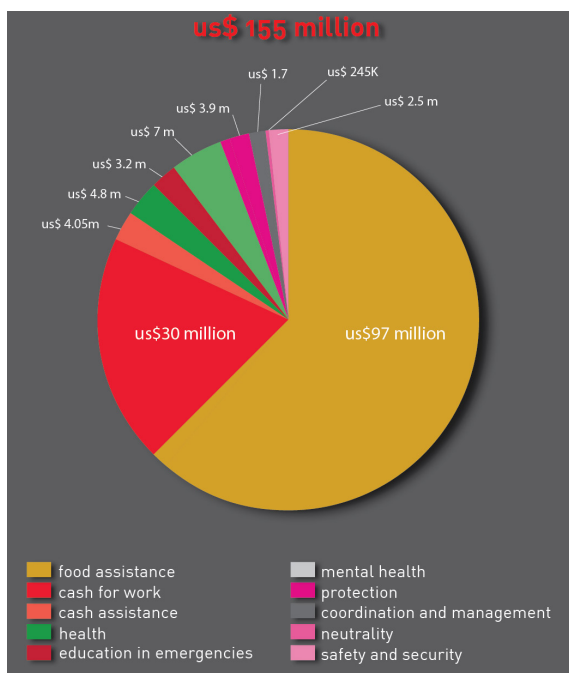
Non-Communicable Disease (NCD) Cases Under Care



UNRWA Microfinance Loans to Women by Field



occupied Palestinian territory Emergency Appeal 2020



Syria Regional Crisis Emergency Appeal 2020

