

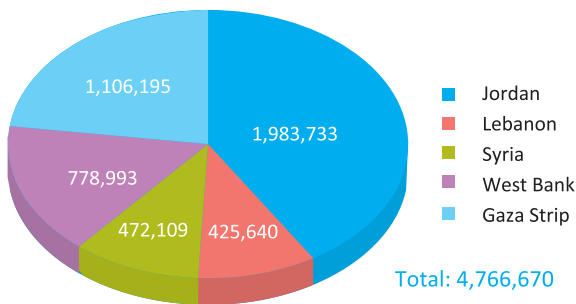
IN FIGURES

As of 1 January 2010

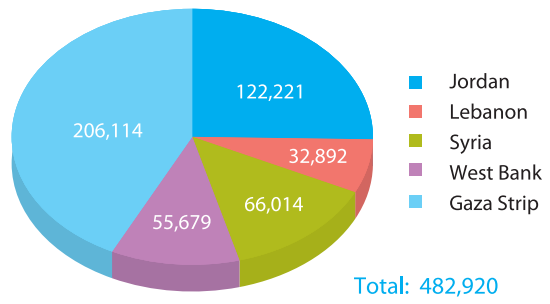
ALL REFERENCES ARE TO AGENCY INSTALLATIONS	JORDAN	LEBANON	SYRIAN ARAB REP.	WEST BANK	GAZA STRIP	TOTAL/ AVE.
GENERAL						
REGISTERED REFUGEES (RR)	1,983,733	4 25,640	472,109	778,993	1,106,195	4,766,670
INCREASE IN RRs OVER PREVIOUS YEAR (%)	1.6	0.82	2.2	2.1	3.1	2.0
RR AS % OF TOTAL RRs	41.6	8.9	9.9	16.3	23.2	100
EXISTING CAMPS	10	12	9	19	8	58
RR IN CAMPS (RRCs)	341,494	226,533	127,831	197,763	502,747	1,396,368
RRCs AS % OF RRs	17.2	53.2	27.1	25.4	45.4	29.3
EDUCATION - 2009/2010 ACADEMIC YEAR						
SCHOOLS (ELEM, PREP + 6 SECONDARY IN LEBANON)	173	75	118	97	228	691
EDUCATIONAL STAFF	5,603	2,190	2,698	3,098	8,512	22,178
PUPIL ENROLMENT	122,221	32,892	66,014	55,679	206,114	482,920
FEMALE PUPILS (%)	49.2	53.3	48.9	57.5	47.9	49.8
COST PER ELEMENTARY PUPIL (US\$)	572.9	1,035.9	372.8	711.3	675.0	673.6
COST PER PREPARATORY PUPIL (US\$)	556.2	1,500.3	523.8	853.9	936.0	874.0
VOCATIONAL & TECHNICAL TRAINING CENTRES (VTTC)	2	2	1	3	2	10
VTTC TRAINING PLACES	1,335	1,216	1,176	1,444	1,602	6,773
EDUCATIONAL SCIENCES FACULTIES (4 years course) ¹	1			2		3
PRE-SERVICE PLACES	850	100		600		1,550
NUMBER OF IN-SERVICE TEACHERS IN TRAINING	286	128	164	95	266	939
HEALTH						
PRIMARY HEALTH CARE FACILITIES (PHCF)	24	29	23	41	20	137
HEALTH STAFF	1,042	513	498	1,304	1,274	4,644
PHCFs WITH DENTAL SERVICES (incl. 8 mobile units)	3 2	22	19	23	22	118
PHCFs OFFERING MCH ² AND FAMILY PLANNING	24	29	23	39	20	135
PHCFs OFFERING DIABETES/HYPERTENSION CARE	24	29	23	41	17	134
PHCFs OFFERING LABORATORY SERVICES	24	17	21	40	17	119
ANNUAL PATIENT VISITS (1 JAN. TO 31 DEC. 2009) ³	2,546,792	1,094,410	1,113,606	2,002,618	4,325,465	11,082,891
CS ⁴ CONNECTED TO WATER NETWORKS (%)	99.4	100.0	100.0	100.0	100.0	99.8
CS CONNECTED TO SEWERAGE NETWORKS (%)	93.0	91.7	96.1	63.0	87.0	87.0
RELIEF & SOCIAL SERVICES						
SPECIAL HARDSHIP CASES (SHCs)	51,277	50,951	34,080	35,473	93,666	265,447
SHCs AS % OF RR	2.6	12.0	7.2	4.6	8.5	5.6
WOMEN'S PROGRAMME CENTRES	14	9	15	16	10	64
COMMUNITY REHABILITATION CENTRES	10	1	6	15	6	38
RELIEF AND SOCIAL SERVICES STAFF	112	117	89	114	202	650
MICROCREDIT COMMUNITY SUPPORT PROGRAMME ⁵	1,495	601	1,445	119		3,660
MICROFINANCE & MICROENTERPRISE						
	(TOTALS SINCE PROGRAMME INCEPTION IN 1991/92 in Gaza, 1996 in West Bank, 2003 Syria and Jordan)					
NUMBER OF LOANS AWARDED	21,925		28,987	52,132	91,292	194,336
VALUE OF LOANS AWARDED (US\$) (cumulative)	29,721,328		20,214,012	71,771,431	96,800,235	218,507,006
PROJECTS						
NO. OF PROJECTS FUNDED 2009	9	19	21	15	21	111
PLEDGES & CONTRIBUTIONS (MILLIONS OF US\$) ⁶	3.2	10.8	12.3	6.5	17.6	54.0

(1) 2- year pre-service teacher training at Sibilin Training Centre, Lebanon (2) MCH = Mother-and-child health (3) Patient visits include medical and dental consultations (4) CS = Camp shelters (5) In addition, 77 educational staff, 13 health staff and 16 relief and social services staff are based at HQ Amman, and 12 and 14 microfinance projects are based at HQ Amman and HQ Gaza, respectively. (6) US\$1.6m and US\$2m in pledges and contributions are earmarked for HQ Amman and Gaza.

REGISTERED REFUGEES (by country)

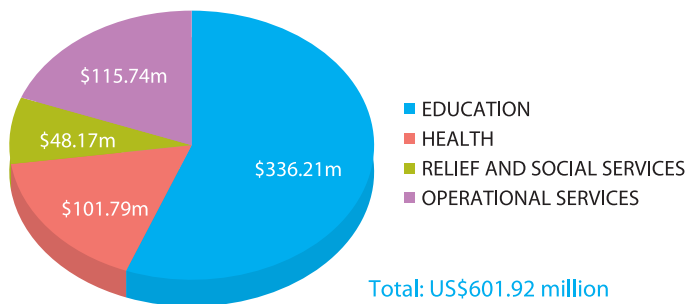


PUPIL ENROLLMENT (by country)

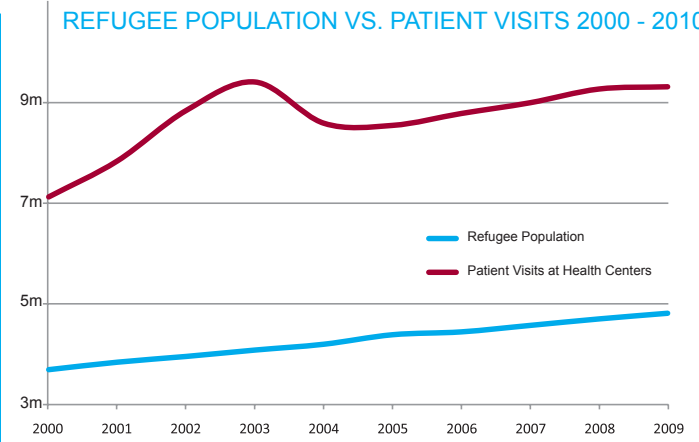


2010 CORE ACTIVITIES BUDGET	JORDAN	LEBANON	SYRIAN ARAB REP.	WEST BANK	GAZA STRIP	HQ AMMAN	HQ GAZA	TOTAL/AVE.
(CASH AND IN-KIND - THOUSANDS OF US\$)								
EDUCATION	76,885	40,642	28,272	52,153	134,927	3,334		336,213
HEALTH	21,019	16,298	10,995	22,221	29,967	1,290		101,790
RELIEF AND SOCIAL SERVICES	7,566	7,962	5,156	8,223	17,996	1,269		48,172
OPERATIONAL SERVICES	552	621	3,224	913	2,603	1,925		9,838
COMMON SERVICES	9,063	8,166	5,295	12,531	16,636	23,639	30,574	105,904
TOTAL CORE ACTIVITES BUDGET	115,085	73,689	52,942	96,041	202,129	31,457	30,574	601,917
STAFF POSTS								
AREA POSTS	7,086	3,226	3,665	4,738	11324	310	146	30,495
INTERNATIONAL POSTS	6	6	7	11	10	50	29	119 7

CORE ACTIVITIES BUDGET 2010 (in US\$m)

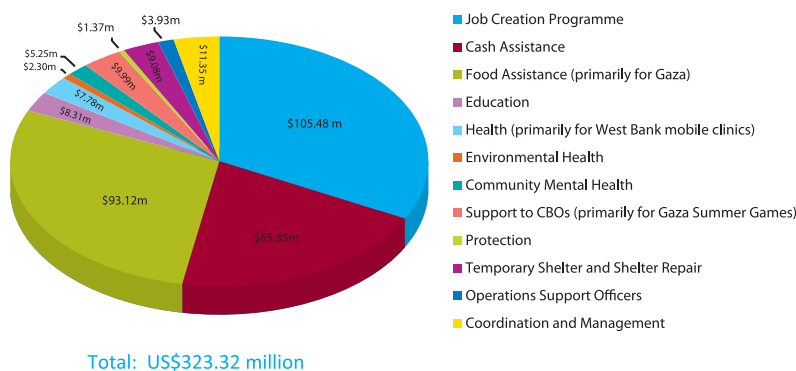


REFUGEE POPULATION VS. PATIENT VISITS 2000 - 2010

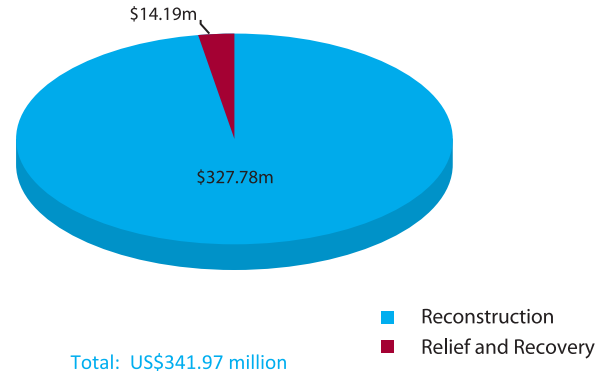


The peak in the number of patient visits between 2002 and 2003 is attributed to the large number of patients visiting UNRWA health centres in the West Bank and Gaza as a result of the second intifada.

EMERGENCY APPEAL 2010 (occupied Palestinian territory)



EMERGENCY APPEAL NAHR EL-BARED LEBANON 2010



[7] In addition, 64 posts are funded directly by donors.