

# 2012 Annual Summary

## Terrorism and CT Activity Data and Trends



### Data on fatalities in terrorist violence

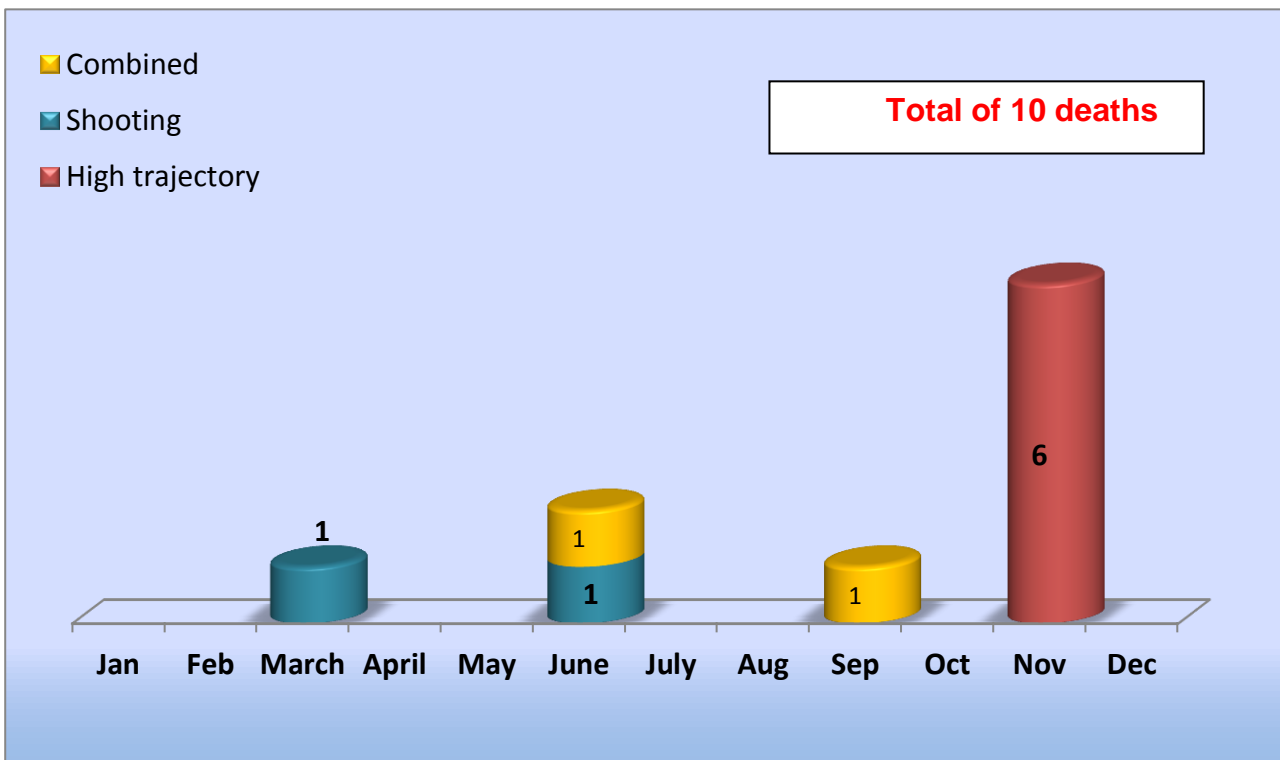
The number of deaths attributed to terror attacks in 2012 decreased by circa 55% compared to last year: Ten fatalities as opposed to 22 in 2011. Six were civilian deaths and four were military deaths.

**Most deaths this year (9) resulted from attacks which had originated in the Gaza Strip and Sinai (7 – Gaza Strip, 2 – Sinai).** Six (4 civilians, 2 security personnel) were killed by high trajectory launchings of rockets and mortar shells from Gaza into Israel during Operation *Pillar of Defense* (Nov. 14-21). One person was killed by a firing incident in Israel (March 12, Ramla).

Distribution of fatalities according to types of attacks: high trajectory – six (as aforesaid, during Operation *Pillar of Defense*, Nov. 15, 20, 21); fire arms – two (March 12, June 1); combined attacks – two (June 18 – AT, hand grenade, shooting and IED; Sept. 21 – shooting and IED) on Israeli-Egyptian border.

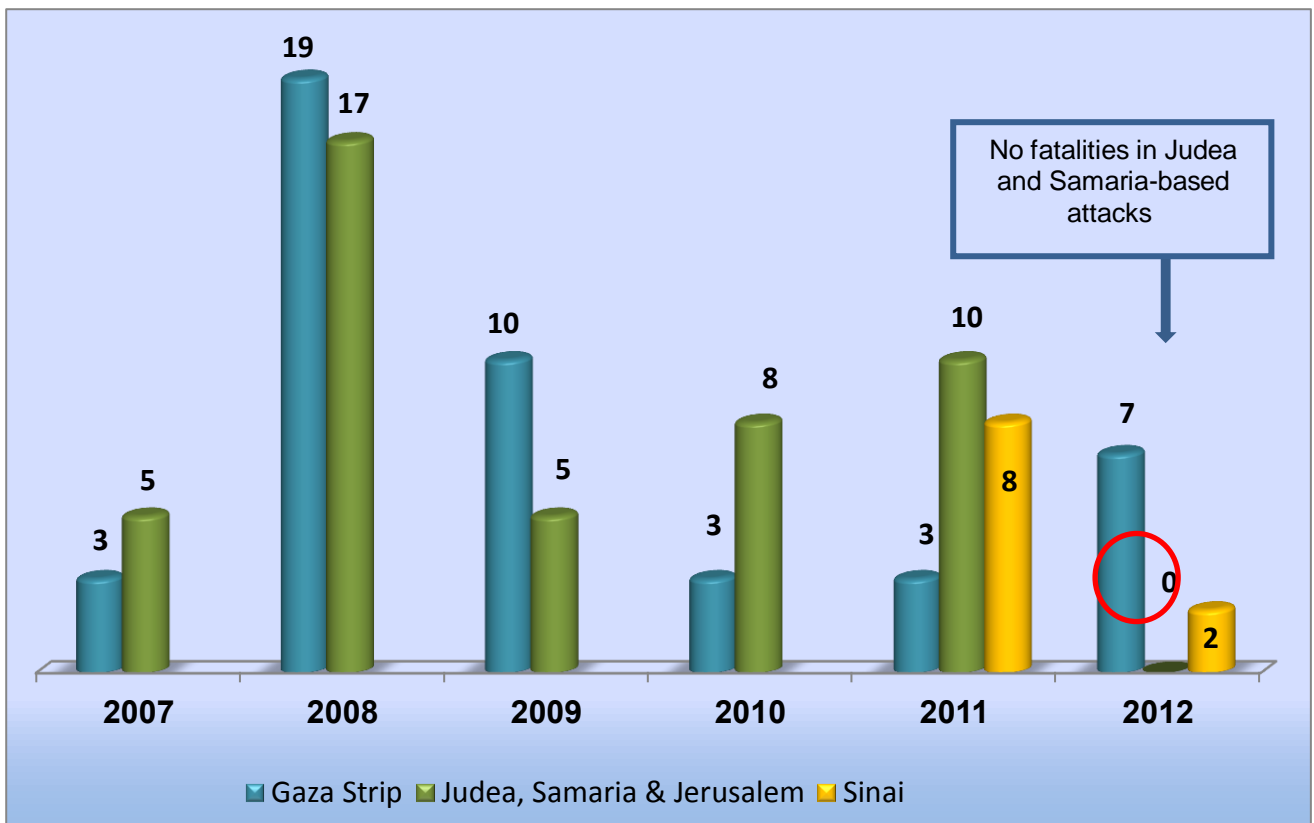

Below is a monthly distribution of fatalities according to types of attacks:

#### Monthly distribution of fatalities according to types of attacks



Below is a 2007-2012 annual distribution of fatalities according to areas:

2007-2012 annual distribution of fatalities according to areas



\*In 2011 – one fatality in attack which originated in Israel – not displayed here

\*\*In 2012 – one fatality in attack which originated in Israel – not displayed here

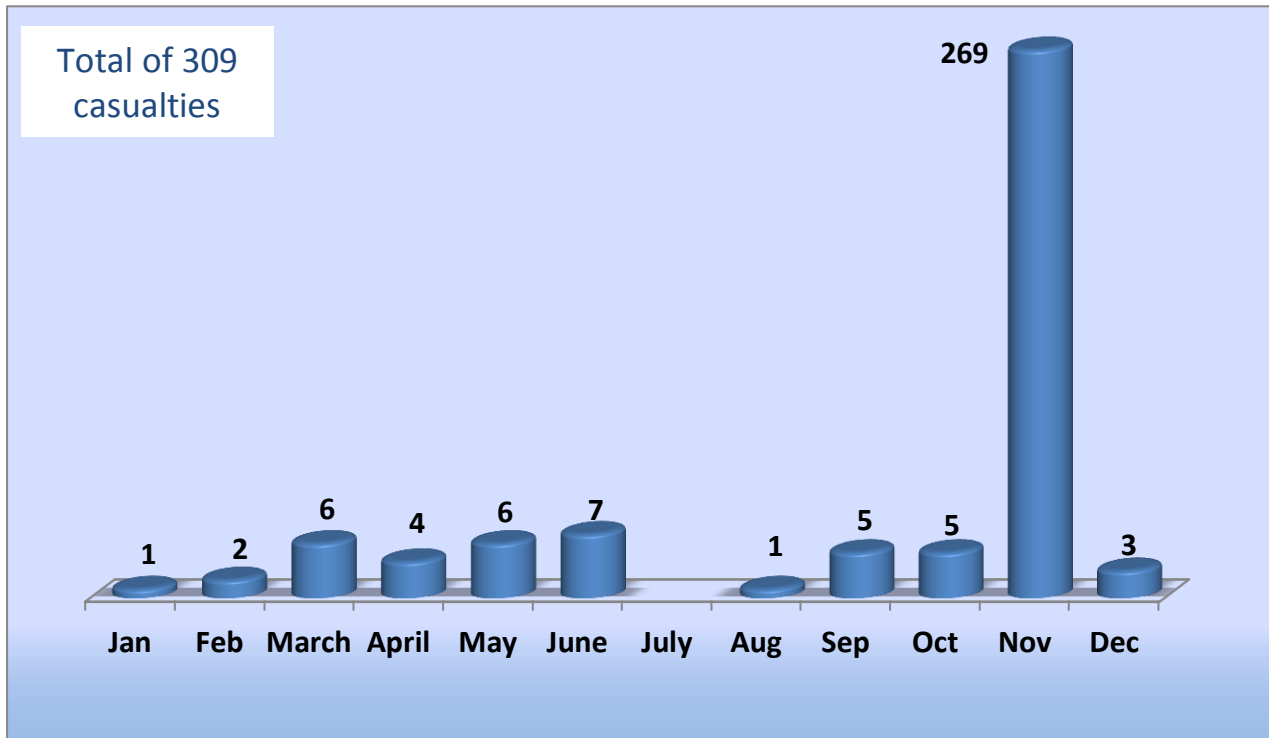
### Data on casualties

2012 has shown an increased casualty toll of 309 as opposed to 159 casualties in 2011. Circa 87% of the casualties (269) were injured in November 2012 when Operation *Pillar of Defense* took place. Most victims (232) were injured as a result of high trajectory launchings of rockets and mortar shells (including trauma victims), and a portion (29) were injured in a Tel Aviv IED attack on Nov. 21.

Up to early Nov. 2012, only 36 people were reported to suffer injuries.

Below is a monthly distribution of casualties:

### 2012 monthly distribution of casualties



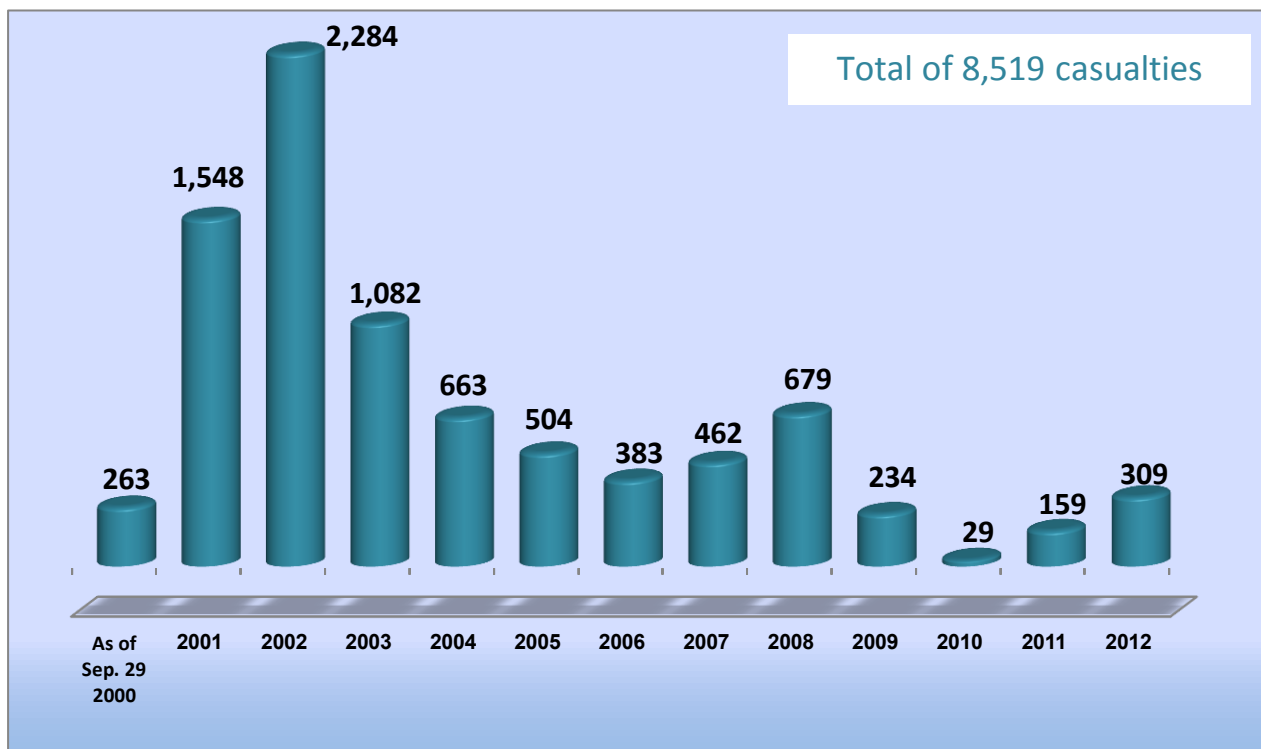
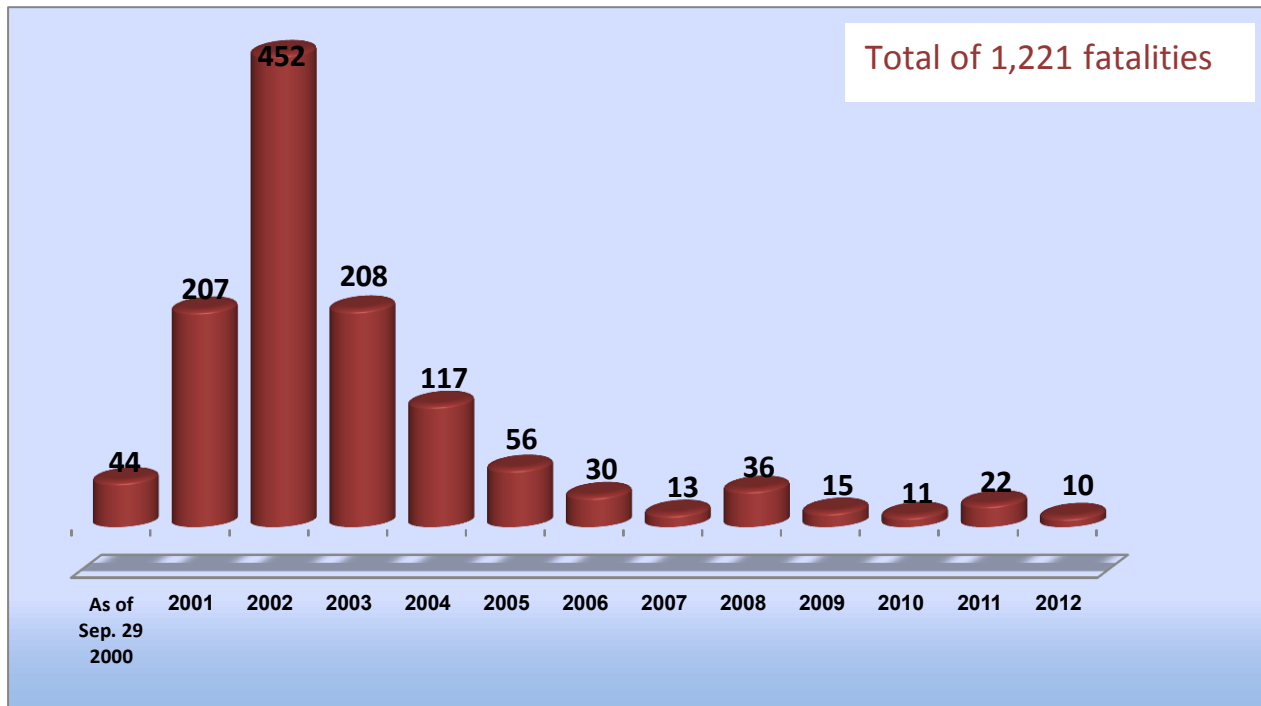
**Distribution of casualties according to types of attacks:** most casualties (243) were injured as a result of rocket launchings into Israel. 232 were injured during Operation *Pillar of Defense*, 11 were injured before the Operation, from January to October 2012. Seven out of 11 casualties were foreigners.

30 Israelis were injured in IED attacks (most in the Nov. 21 Tel Aviv attack), 19 people (18 Israelis and one foreign journalist) were injured from stones / firebomb throwing, 12 Israelis were stabbed, 4 were injured in shooting attacks and combined attacks involving firearms and IEDs, and one Israeli was injured in a run-over attack.

### Victims of Palestinian terrorism as of Sept. 29, 2000

As of Sept. 29, 2000, the total numbers of deaths and casualties were 1,221 and 8,516, respectively.

Below are annual distributions of fatalities and casualties:



### Judea and Samaria and Jerusalem

In 2012, the Judea, Samaria and Jerusalem saw a **rise in terrorism** as opposed to 2011. The Judea and Samaria had a tally of 578 attacks as opposed to 320 in 2011, and Jerusalem had a tally of 282 attacks as opposed to 191 in 2011.

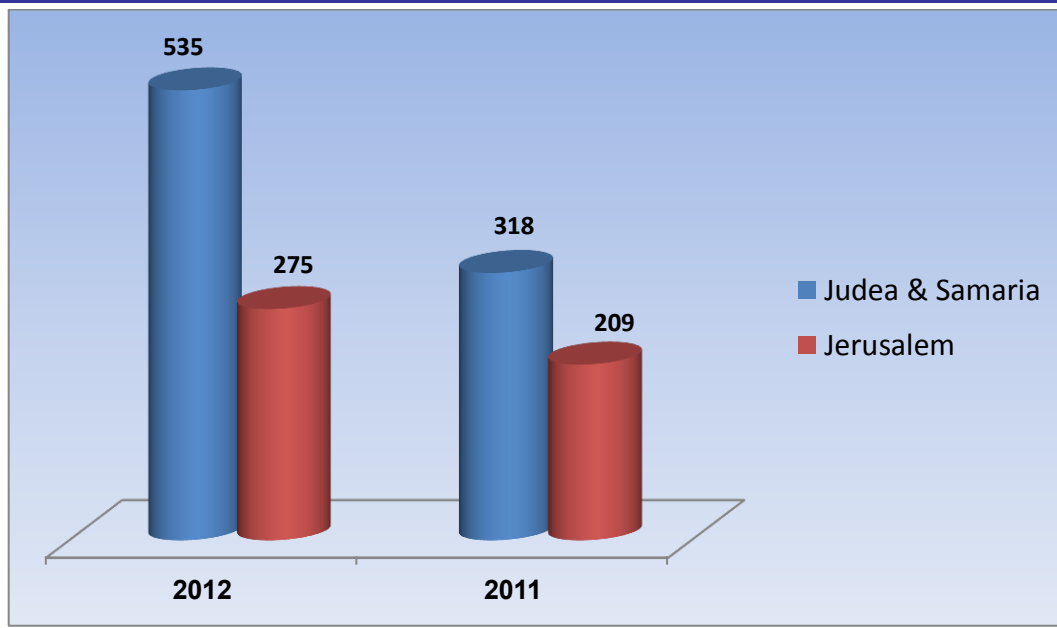
This rise emanates, among others, from a **growth in the number of local attacks**, especially firebomb throwing. The Judea and Samaria has shown a rise of 68% (535 attacks as opposed to 318 in 2011), and Jerusalem with a rise of 31.5% (275 attacks as opposed to 209 in 2011).

**There is a rise of 42% in Judea and Samaria-based attacks** consisting of firearms, IEDs, and hand grenades: 37 attacks as opposed to 26 in 2011, whereas Jerusalem saw **a cut down**: 0 attacks as opposed to two in 2011.

A prominent 2012 terrorist attack was the Tel Aviv bus attack (Nov. 21; 29 casualties) which took place during Operation *Pillar of Defense*. The perpetrators were a local cell of Hamas and PIJ activists from Beit Lakiya / Ramallah, and an Israeli facilitator (who was issued citizenship on part of his father's right for family reunification) who had brought the IED in Tel Aviv.

**Below is a 2011-2012 comparison of firebomb throwing**

#### Comparison of firebomb throwing in the Judea and Samaria and Jerusalem



## The Gaza Strip

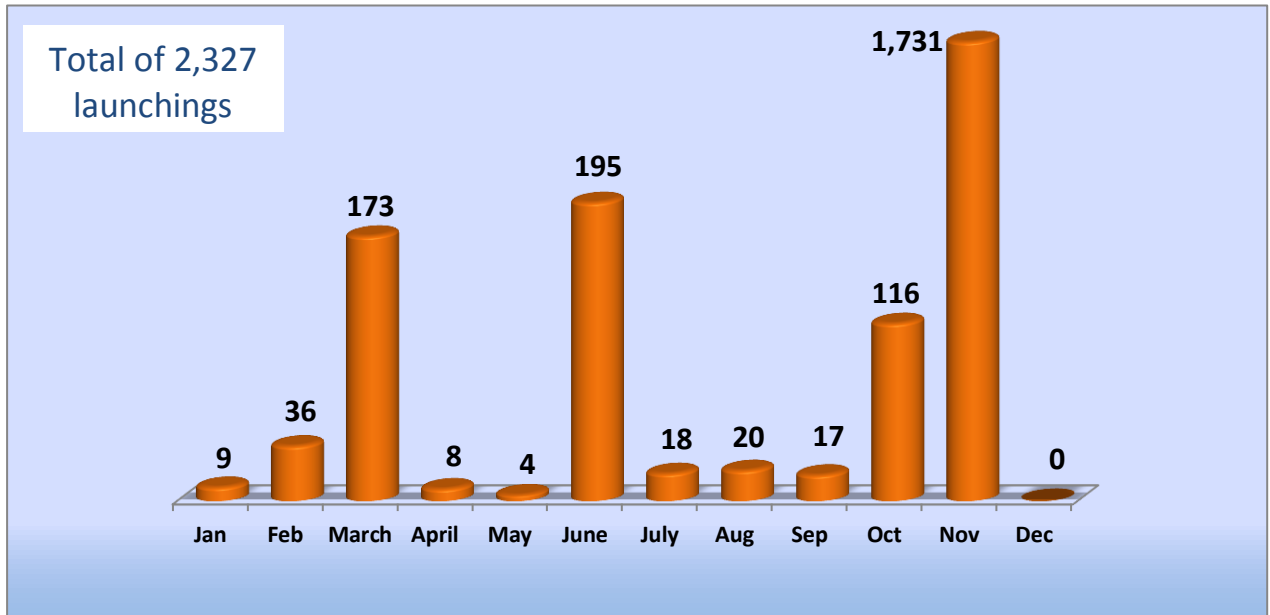
### \*\*Launching of rockets and mortar shells from the Gaza Strip

2012 saw an **increase of circa 33% in the rate of terror attacks originating in Gaza**, as opposed to 2011. There has been a sharp increase in the number of rockets launched\*\* from Gaza into Israel as opposed to 2011: 2,327 as opposed to 419 in 2011. 1,731 rockets were launched in November only during Operation *Pillar of Defense*.

The rise in rocket launchings was evident even before the Operation, when 596 rockets were launched during the first ten months of 2012, as opposed to 419 in 2011. 2012 also had a record of three rounds of fighting – March, June, and October. After Israel and Hamas came to understandings, no further rockets were launched into Israel.

Below is a 2012 monthly distribution of the number of launchings\*\* from Gaza into Israel

### 2012 monthly distribution of rocket launchings\*\* from Gaza into Israel



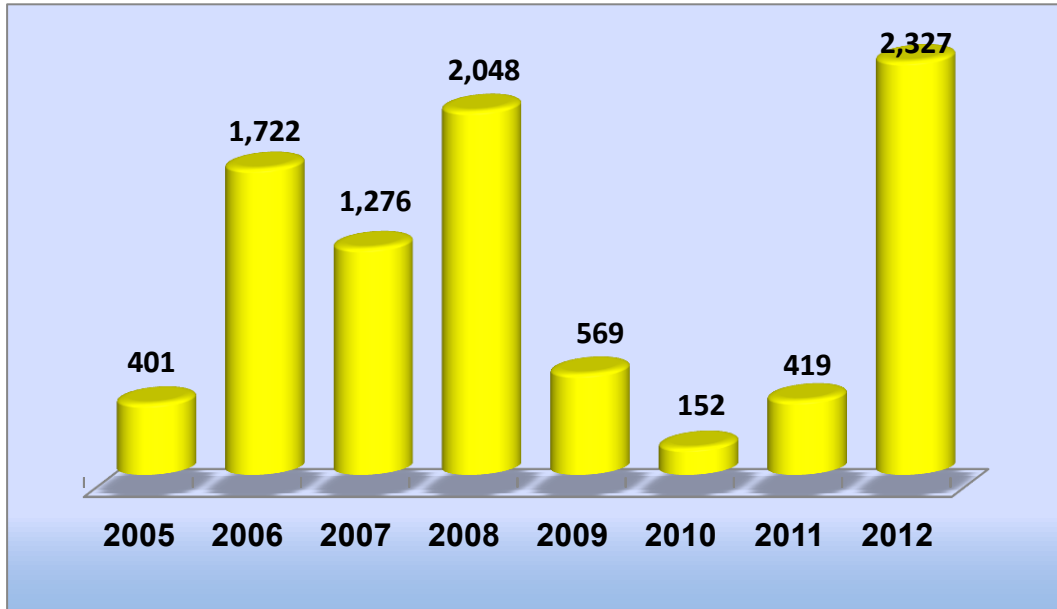
**\*\*Clarification: the launchings are the number of rockets/mortar shells launched. For example: one attack with a salvo of three rockets/mortar shells will be counted as one attack and three launchings**

A comparison of the rocket launchings in recent years shows that 2012 saw a rise in the tally of launching rate (most rockets launched during Operation *Pillar of Defense*) which

exceeded the 2008 tally, which until then was considered to be the highest record in that regard (Operation Cast Lead, Dec. 27, 2008).

Below is a 2005-2012 distribution of rockets launched\*\* from Gaza into Israel:

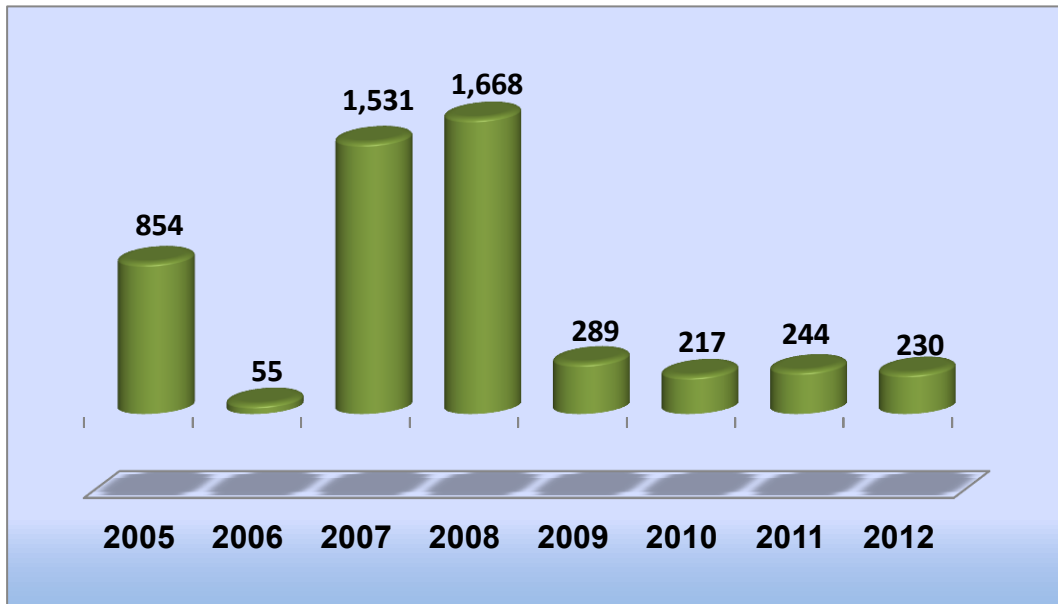
**Rockets launched\*\* from Gaza into Israel in 2005-2012\***



Yet the rate of mortar shell launchings from Gaza slightly decreased in 2012. That is, 230 launchings in 2012 as opposed to 244 in 2011. De facto, a similar rate of launchings is maintained since Operation Cast Lead.

Below is a diagram comparing the rate of mortar shell launchings\*\* from Gaza:

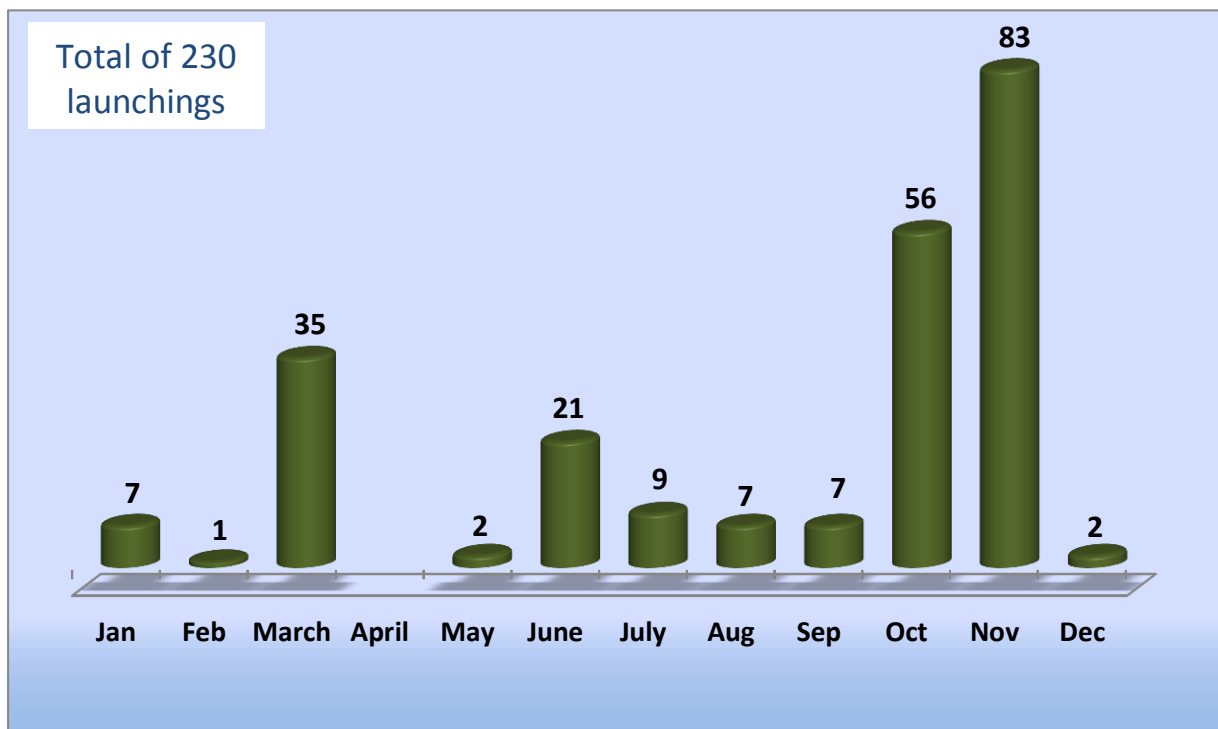
**2005-2012 mortar shell launchings\*\* from Gaza**





The salient rise of mortar shell launchings took place during the rounds of fighting in March, June, October, and November throughout Operation *Pillar of Defense*.

### 2012 monthly distribution of mortar shell launchings\*\* from Gaza into Israel



**\*\*Clarification: the launchings are the number of rockets/mortar shells launched. For example: one attack with a salvo of three rockets/mortar shells will be counted as one attack and three launchings**

### Strengthening of Gaza terror groups and Operation *Pillar of Defense*

The massive fire of rockets from Gaza into Israel in 2012 was achievable given the ongoing **strengthening of Gaza terror groups**, especially that of Hamas and Palestinian Islamic Jihad (PIJ). Throughout 2012, Gaza terror groups continued smuggling standard and quality weapons from Sinai into Gaza, including advanced AT and AA rockets, and weapons that threaten Israel's home front, such as long range rockets. While engaged in smuggling, the groups' intensive efforts to gain more strength also aimed at developing independent rocket capabilities and building a UAV which was **destroyed during Operation *Pillar of Defense***, when the Development

and Production array was hit. Throughout Operation *Pillar of Defense*, Israel was bombarded for the first time with Gaza-made Fajr 5 rockets ranging more than 45km.

Operation *Pillar of Defense* was launched due to the escalation in violence from Gaza, the IDF and ISA jointly attacked **hundreds of rocket storage facilities and launching spots, particularly long range rockets, hundreds of smuggling tunnels, and dozens of weapons warehouses**, some of which were located in homes of senior military Hamas leaders.

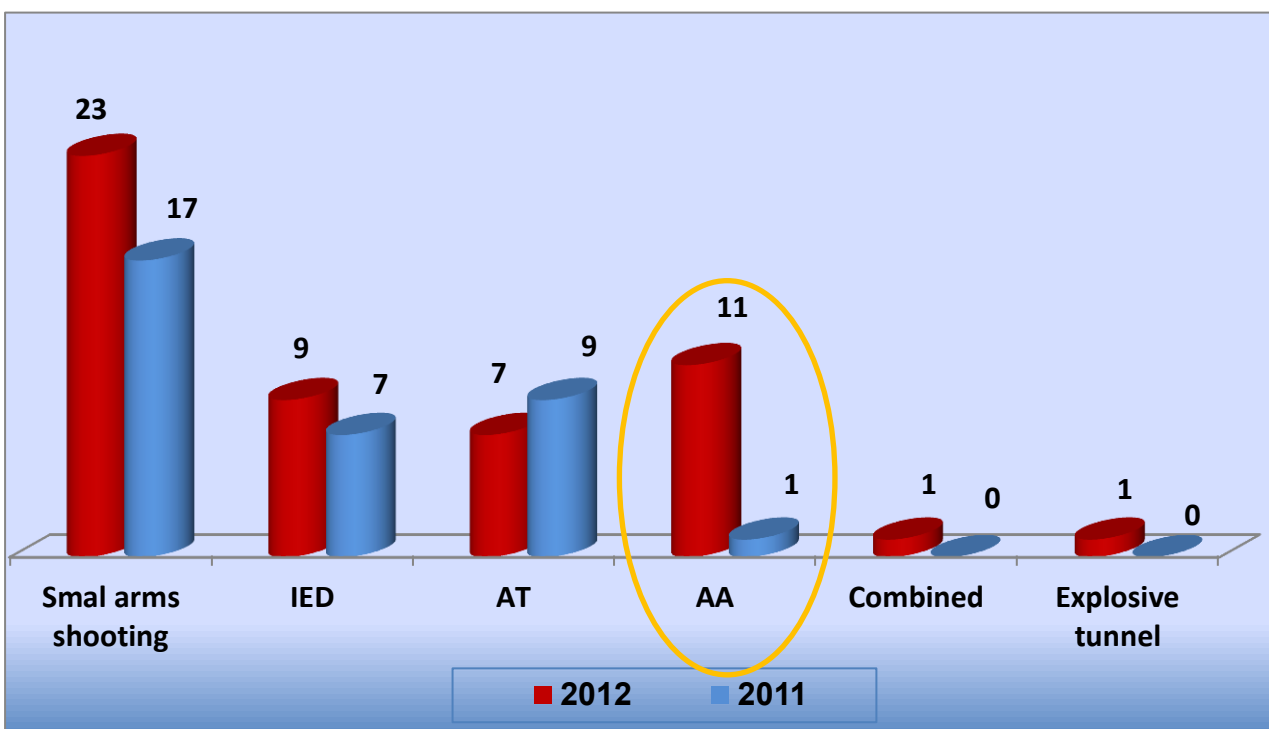
### Additional attacks from Gaza

The mount in Gaza terror included not only rockets, but also firearms, IEDs, and AA launchings. This is a rise of circa 53% as opposed to 2011 (52 attacks as opposed to 34 in 2011).

Especially salient was the **mount in AA launchings** (11 attacks as opposed to one in 2011), the execution of combined attacks and use of explosive tunnels.

Below is a 2011-2012 diagram comparing the numbers and types of attacks (except for high trajectory fire):

### 2011-2012 attacks in the Gaza Strip perimeter according to types of attacks



### The Sinai

In 2012, Sinai was still a prominent zone for weapons smuggling into Gaza. Hundreds of standard and quality weapons were smuggled from Sudan and Libya into Gaza, including long range rockets as well as advanced AT and AA rockets.

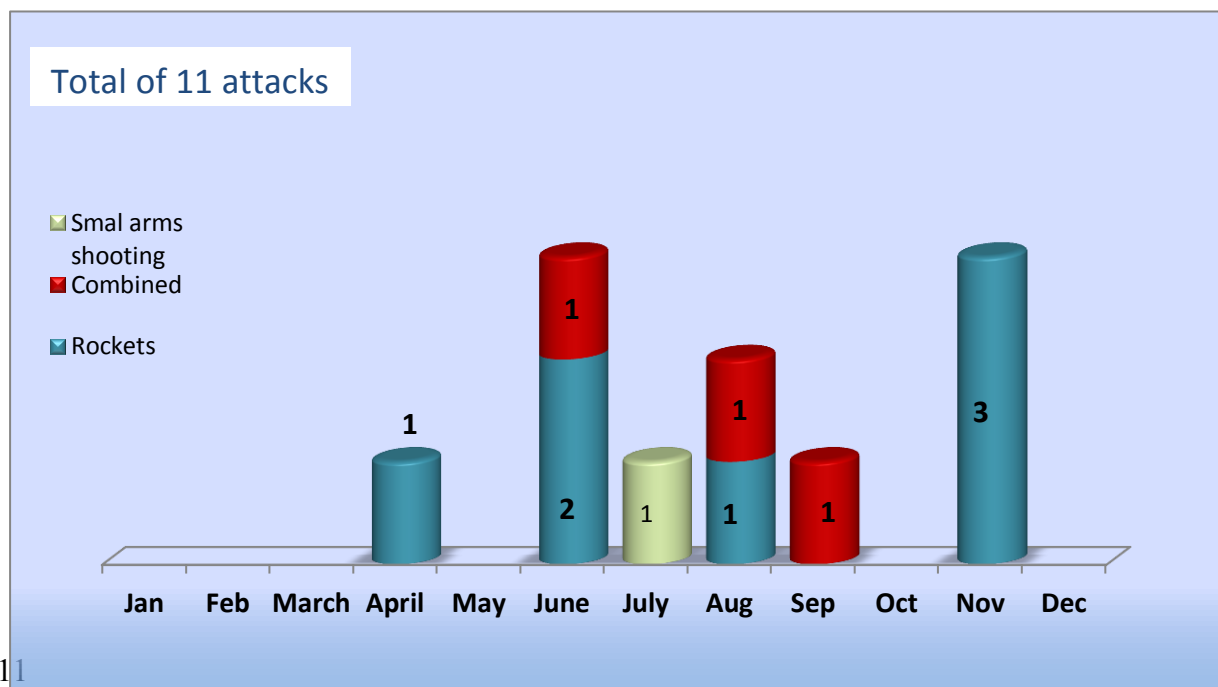
A review of 2012 shows that Sinai became a base, from which terror is executed against Israel and is mostly directed and inspired by global jihad elements. In that regard, 2012 has seen a rise in the number of attacks from Sinai, as opposed to 2011: 11 attacks as opposed to one in 2011.

Global jihad terror elements carried out in 2012 three prominent combined attacks (firearms, AT, IED). The attacks comprised a cross-border onslaught against people working on the border fence (June 18, one civilian fatality); infiltration and onslaught using Egyptian military booby-trapped vehicles in the Kerem Shalom area (Aug. 5, no casualties); and a firing and infiltration attack (Sept. 21, one military fatality and one military casualty) on Israeli-Egyptian border.

In addition, seven rocket attacks (with eight rockets launched) were executed from Sinai into Israel, mostly targeting Eilat, when attacks also happened a day before the Jewish festival of Passover (April 5).

Below are data on Sinai attacks:

#### 2012 monthly distribution of types of attacks from Sinai



### CT activity

**Circa 2,300 terror suspects** were arrested in 2012 as part of ISA CT activity. Following interrogations, 2,170 indictments were served against suspects.

**Approximately 100 significant attacks, intended to be executed this year, failed to occur due to CT activity** (not including high trajectory launchings). A third of these attacks were **kidnapping intentions**, half were **IED and firearm attacks**, four **suicide attacks**, and five **breaches from Sinai**. **In addition, 20kg of quality explosives and activating devices were seized after being smuggled through Lebanese border into Israel by Hizballah**. ISA exposed and targeted Regional Hamas HQs in Ramallah and Hebron engaged in restoring Hamas military infrastructures to **conduct future attacks, kidnapping included**.

With regard to the issue of terror funds, approximately 10 million NIS were seized and confiscated in 2012. Over 3,000 tons of iron, worth an estimated 10 million NIS was also seized.

### Israeli Arabs

The engagement of Israeli Arabs in terror attacks in 2012 continued to be **relatively minor**. However, terror groups, particularly Hizballah, concentrated their efforts to recruit Israeli Arabs for terror missions.

One prominent case was the arrest in 2012 of Milad Mohammad Mahmoud Khatib from Majd al Kroum who was recruited by a Denmark-based Lebanese. He was tasked to gather intelligence on security facilities in Israel, Israeli protected VIPs, politicians, and public figures, and related security arrangements.

Additionally, as mentioned above, Hizballah attempted in 2012 to smuggle into Israel 20kg of quality explosives and activating devices with the help of Nazareth-based Israeli Arabs (as mentioned above).

### The radical left- and right- wings

**The radical right wing** – ISA data shows a **40% decline** in the number of attacks against Palestinians by radical right activists: 18 attacks as opposed to 30 in 2011. Data showed a main decline in attacks on religious sites (three<sup>1</sup> as opposed to seven in 2011) and vehicle arson attacks (13 as opposed to 21 in 2011). *Binyamin* region was still a hot-zone area for such activity.

With that in mind, 2012 showed an increase in minors' ideologically-based violence and terror. For example, minors threw a firebomb at a Palestinian taxi near the village of Bat Ayin / Judea, resulting in six Palestinian casualties.

With regard to CT activity – **ISA**, with the help of Israeli National Police (INP) and IDF, **arrested dozens of activists for interrogation, mainly based on ISA intelligence**. Throughout 2012, 43 indictments were issued (40 in 2011), 18 activists were put in house arrest, and **29 administrative restraining orders were issued** (by IDF's Central Command Chief) **against radical right wing activists**.

Prominent CT activities included the clandestine foiling of a price-tag cell which targeted Nabi Ilyas village (February 2012) and another similar cell which carried out several attacks in the region, including in Dahariya and attempted to carry out an arson attack (December 2012) at Al Samoa village in the south Hebron Mountain.

**Radical left wing** - ISA intelligence forwarded to Israeli enforcement authorities helped **prevent delegitimation activities**. A portion of these activities included fly-in protests expressing solidarity with the Palestinian population (April 2012), when most of the activists were stopped at airports abroad, and those who managed to reach Israel's airport were arrested and expelled. Also, the Gaza-bound ship Estelle was intercepted by Israeli forces and contrary to organizers' claims, had no humanitarian equipment on board.

---

<sup>1</sup> In 2012 – two mosques in Ourif and Jaba' (Judea), and a Latrun monastery

### Security

2012 showed a great leap in terror efforts against Israeli and Jewish targets around the world, mainly by Hizballah and Iran. 2012 also showed **a growing terror tendency against more susceptible targets such as local employees at Israeli missions, members of Jewish communities, and Israeli tourists**. Prominent attacks were the Burgas bus bombing (July 18, five fatalities and dozens of Israeli casualties); the New Delhi attempted car bombing on wife of Israeli diplomat (February 2012, wife of Israeli diplomat was moderately injured), and an attempted car bombing of a local employee in Israeli embassy in Tbilisi / Georgia (February 2012, no casualties).

While attempted attacks and CT activity showed a level of growth, an unprecedented number of arrests and interrogations of Hizballah and IRGC activists was taking place. The activists were caught while preparing to attack Israeli targets abroad. Amongst them were the arrest (January 2012) in Bangkok / Thailand of a Hizballah activist who was part of an infrastructure intending to conduct a mass murder attack against Israeli tourists in Bangkok; the arrest in Cyprus of a Hizballah activist (June 2012) who gathered intelligence on Israeli tourist and aviation targets, such as Israeli cruise vessels and *Arkia* flights; the arrest in Kenya (July 2012) of two senior IRGC agents who planned to strike an Israeli target in Kenya.